



## AB2-32-IP-120-R

### 120V Residential Electronic Ballast 2 Lamp Instant Start Parallel Operation

TWO LAMP OPERATION			
Lamp Type	F32T8	F32T8/ES	FB31T8
Rated Lamp Watts	32	32	31
Ballast Factor	80	80	80
Input Power (W)	58	56	58
Input Current (A)	0.76	0.73	0.76
Power Factor	>.60	>.60	>.60
THD	<200%	<200%	<200%
Ballast Efficacy Factor	1.38	1.43	1.38

ONE LAMP OPERATION			
Lamp Type	F32T8	F32T8/ES	FB31T8
Rated Lamp Watts	32	32	31
Ballast Factor	99	99	99
Input Power (W)	35	34	35
Input Current (A)	0.48	0.46	0.48
Power Factor	>.60	>.60	>.60
THD	<200%	<200%	<200%
Ballast Efficacy Factor	2.83	2.91	2.83

### BALLAST SPECIFICATIONS

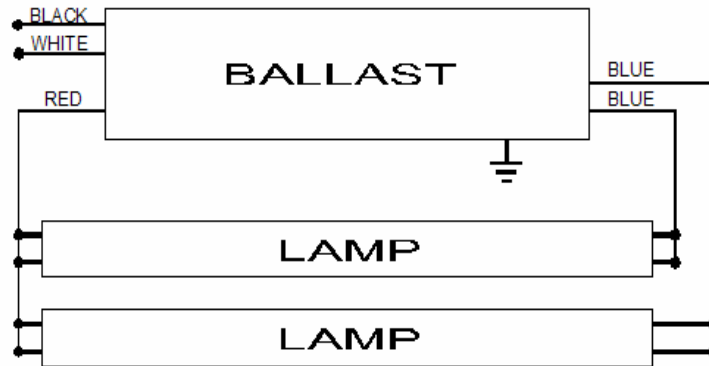
- Ballast shall have a two year warranty.
- Ballast shall be UL
- Ballast shall be sound rated Class A.
- Ballast shall have a Lamp Current Crest Factor of <1.7.
- Ballast shall withstand line transients as specified in ANSI C62.41-1991
- Ballast shall comply with the limits of FCC Part 18C Consumer (Class B)
- Ballast shall have a lamp operating frequency of (20 kHz to 33 kHz) or greater than 40 kHz.
- Ballast shall have a 0°F minimum lamp starting temperature.
- Ballast shall be potted.
- Ballast shall be Instant Start
- Ballast shall be Parallel Lamp Operation
- Ballast shall have minimum Power Factor of 60% for primary lamp operation
- Ballast shall operate within +/- 10% of the ballast specified line voltage at 60 Hz.
- Ballast shall have a maximum case hot spot temperature of 65 Celsius.

**AMERICAN BALLAST 47800 FREMONT BLVD, FREMONT, CA 94538**  
**1-510-445-0100 Fax: (510) 445-1678 Email: [info@americanballast.com](mailto:info@americanballast.com)**

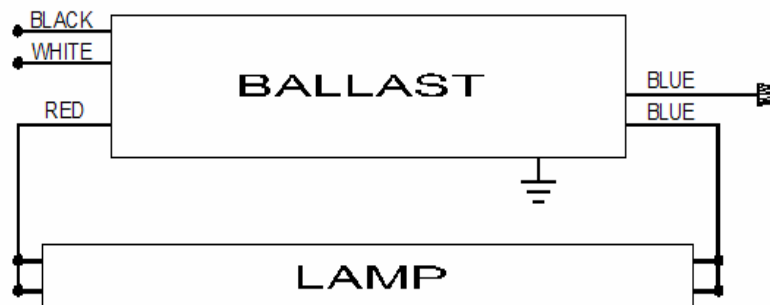
# AB2-32-IP-120-R

## WIRING DIAGRAMS

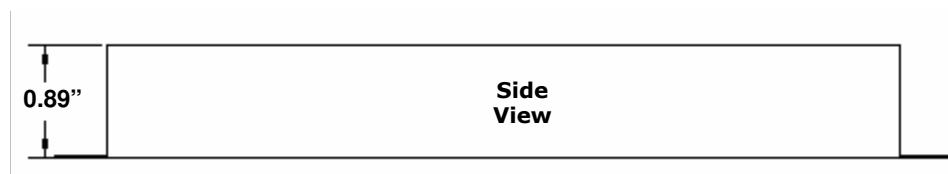
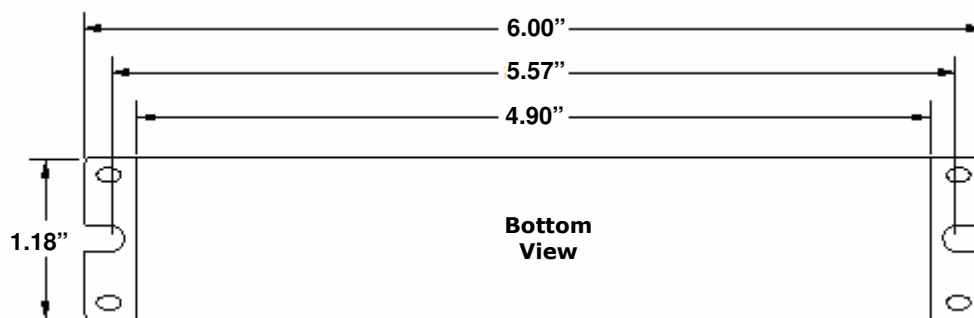
### TWO LAMP OPERATION



### ONE LAMP OPERATION



## BALLAST DIMENSIONS



AMERICAN BALLAST 47800 FREMONT BLVD, FREMONT, CA 94538  
 1-510-445-0100 Fax: (510) 445-1678 Email: [info@americanballast.com](mailto:info@americanballast.com)