



AB2-32-IP-277

277V Standard Electronic Ballast Instant Start Parallel lamp operation

TWO LAMP OPERATION							
Lamp Type	F32T8	F32T8/ES	FB31T8	F25T12	F25T8	FB24T8	F17T8
Rated Lamp Watts	32	32	31	25	25	24	17
Ballast Factor	87	87	87	92	92	92	94
Input Power (W)	58	56	58	49	47	47	34
Input Current (A)	0.21	0.202	0.21	0.18	0.17	0.17	0.12
Power Factor	.98	.98	.98	.98	.97	.97	.90
THD	<20%	<20%	<20%	<20%	<20%	<20%	<25%
Ballast Efficacy Factor	1.53	1.55	1.53	1.88	1.91	1.91	2.76

ONE LAMP OPERATION				
Lamp Type	F40T8	F32T8	F32T8/ES	FB31T8
Rated Lamp Watts	40	32	32	31
Ballast Factor	1.0	1.05	1.05	1.05
Input Power (W)	44	37	36	37
Input Current (A)	0.17	0.15	0.14	0.15
Power Factor	.95	.90	.90	.90
THD	<25%	<25%	<25%	<25%
Ballast Efficacy Factor	2.27	2.84	2.92	2.84

BALLAST SPECIFICATIONS

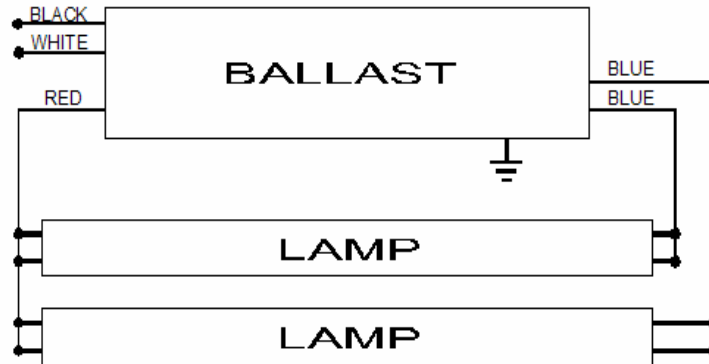
- Ballast shall have a five-year warranty.
- Ballast shall be UL certified
- Ballast shall be sound rated Class A.
- Ballast shall have a Lamp Current Crest Factor of <1.7.
- Ballast shall withstand line transients as specified in ANSI C62.41-1991
- Ballast shall comply with the limits of FCC Part 18C for Non-Consumer equipment.
- Ballast shall have a lamp operating frequency greater than 20kHz.
- Ballast shall have a 0°F minimum lamp starting temperature.
- Ballast shall be potted.
- Ballast shall be Instant Start
- Ballast shall be Parallel Lamp Operation
- Ballast shall have minimum Power Factor of 98% for primary lamp operation
- Ballast shall operate within +/- 10% of the ballast specified line voltage at 60 Hz.
- Ballast shall have a maximum case hot spot temperature of 70 Celsius.

AMERICAN BALLAST 47800 FREMONT BLVD, FREMONT, CA 94538
1-510-445-0100 Fax: (510) 445-1678 Email: info@americanballast.com

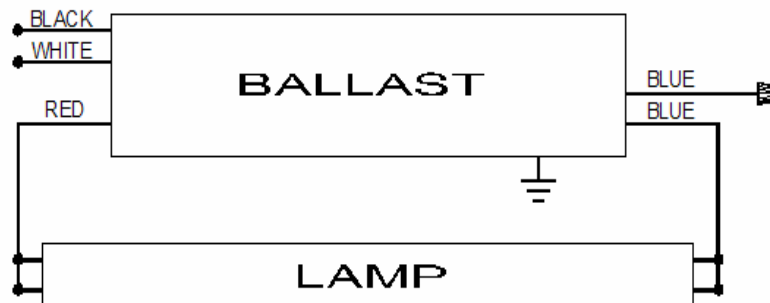
AB2-32-IP-277

WIRING DIAGRAMS

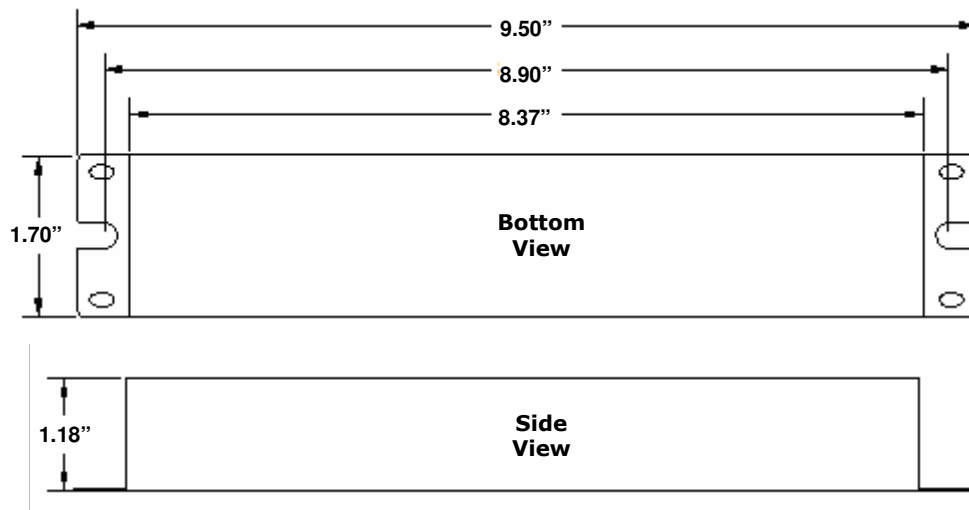
TWO LAMP OPERATION



ONE LAMP OPERATION



BALLAST DIMENSIONS



AMERICAN BALLAST 47800 FREMONT BLVD, FREMONT, CA 94538
 1-510-445-0100 Fax: (510) 445-1678 Email: info@americanballast.com